材质: 80g铜板纸　印刷: 黑色双面印刷　尺寸: 见图档标注　料号: P41239A
附: 集中供电60W-75W共用

148.00 mm

210.00 mm

Instruction Manual

Suitable for :60W-75W centralized power supply

Product Introduction

Please confirm whether the model is the same as the actual one. you now have an isolated type of stabilized power supply. The conversion efficiency of this model is higher than 85%. It has output over-current protection, short circuit protection and constant output voltage and so on.

Technical Parameters

Input voltage:100-240Vac 50/60 Hz
Output ripple:1%mVpp of output voltage
Range of adjustable voltage :+/- 1.5V
Storage humidity:10~95%RH
Working humidity:20~90%RH,No condensation
Output current:1.7 A MAX
Operating temperature:-20~60℃
Storage temperature:-25~85□
Load loss:1W

Size

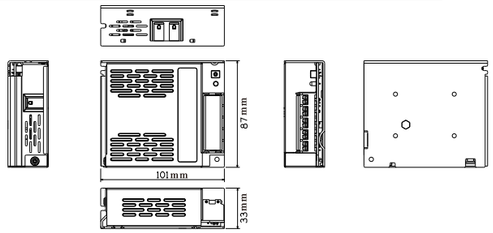

Model and parameter comparison table

Power	Model No.	Input voltage	Output voltage	Output current	Output Power
60W	ZZZ-W**XX60-5**	100-240Vac	DC 5V	8A	40W
	ZZZ-WXX60-12	100-240Vac	DC 12V	5A	60W
	ZZZ-WXX60-18	100-240Vac	DC 18V	3.3A	60W
	ZZZ-WXX60-24	100-240Vac	DC 24V	2.5A	60W
	ZZZ-WXX60-48	100-240Vac	DC 48V	1.25A	60W
75W	ZZZ-WXX75-12	100-240Vac	DC 12V	6.3A	75W
	ZZZ-WXX75-18	100-240Vac	DC 18V	4.1A	75W
	ZZZ-WXX75-24	100-240Vac	DC 24V	3.1A	75W
	ZZZ-WXX75-48	100-240Vac	DC 48V	1.5A	75W

Model Description

ZZZ-W A X Y -K

- K: Indicates the output xoltage is 5V-48V
- Y: Indicates output power is 60-75W
- X: Indicates the sales purpose is represented by A-Z
- A: Indicates the customer code is represented by A-Z
- W: Indicates that"Centralized power supply"is fixed
- ZZZ: ZZZ is represented by STD,HMQ, and DED representing the manufacturer's brand

Terminal Pin description

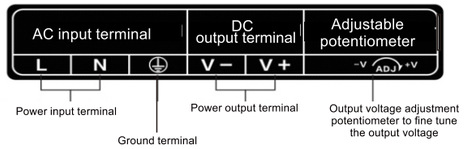

Attention

1. The power input and output terminals are equipped with safety protection devices. After the cable is connected, the protective cover should be covered.
2. Before powering on, please check if the input and output connections are correct, so as not to damage the user's equipment.
3. After plugging in, the green light of the power output is bright. If it is not lit, please check if the wiring is wrong. If there is no normal output, please send it for repair.
4. If the required power does not match the selected model during actual use, please let us know in time that we will match the matching model at the fastest speed.
5. Do not install the power supply in direct sunlight, high temperature, rain and dust, and install it in a ventilated place.Live the cooling windows on both sides.
6. Must be careful not to use in environments with water splashes and water droplets.

Installation diagram

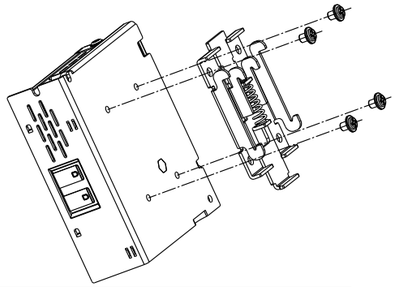

Product Picture



Universal rail buckle installation

小耳朵®	品名 Item Code	说明书	型号 Item number	60-75W集中供电共用	日期 Date	2019. 03. 26	版本 Edition	01 / 01
	尺寸 Size			物料料号	P41239A			
	设计 Design	尹露	审核 Check	刘德山	核准 Approve			